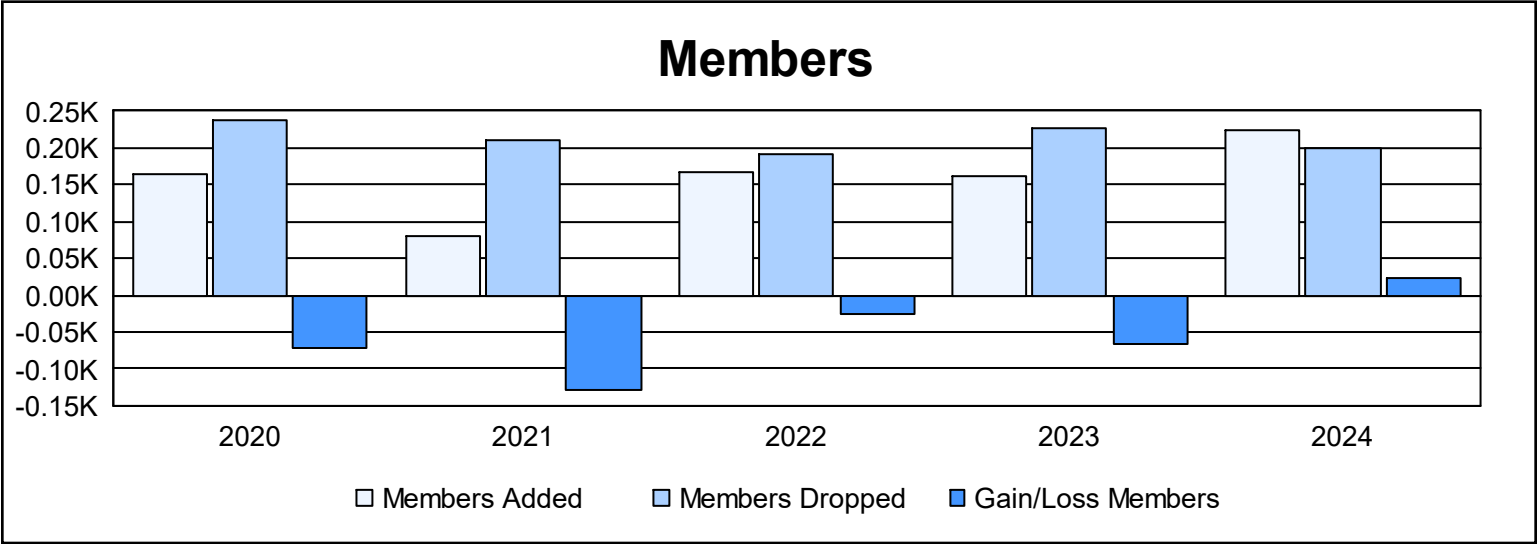
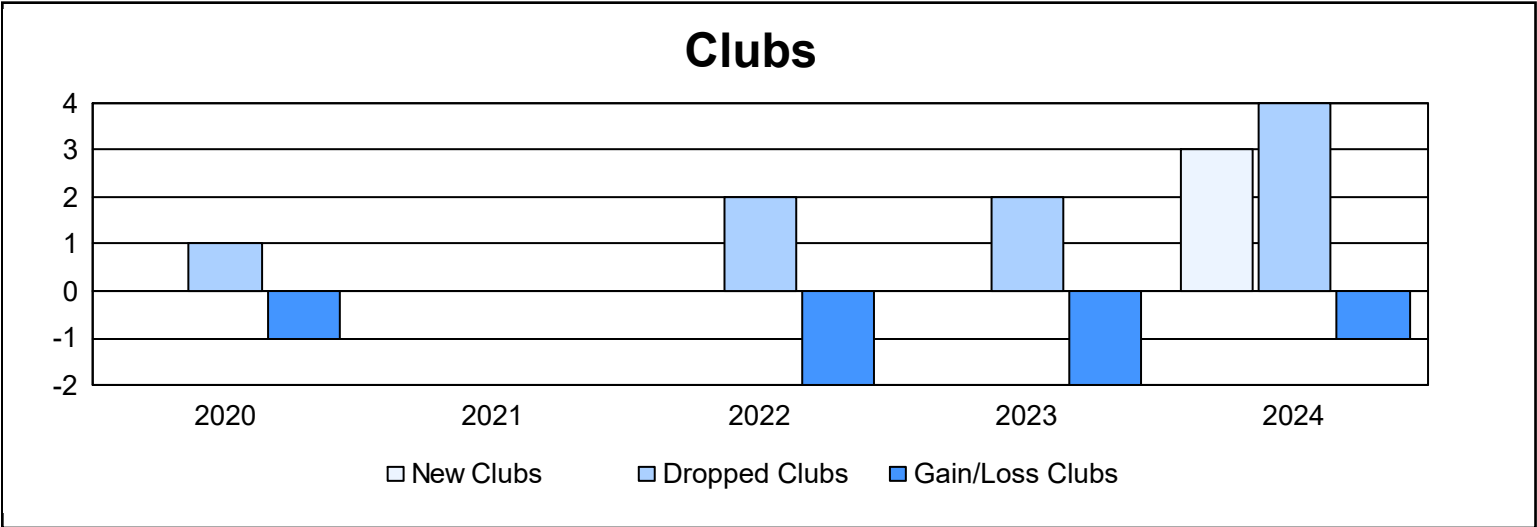
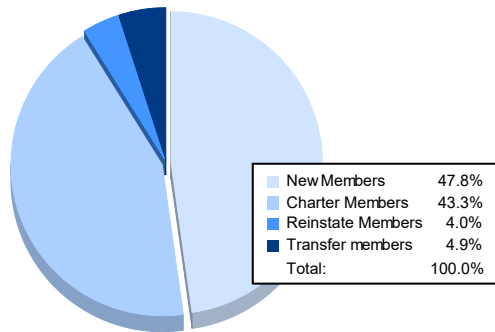


| Year | New Clubs | Dropped Clubs | Gain/ Loss Clubs | New Members | Charter Members | Reinstate Members | Transfer Members | Total Member Added | Total Members Dropped | Gain/ Loss Members |
|-----------|-----------|---------------|------------------|-------------|-----------------|-------------------|------------------|--------------------|-----------------------|--------------------|
| 2019-2020 | 0 | 1 | -1 | 142 | 6 | 6 | 11 | 165 | 237 | -72 |
| 2020-2021 | 0 | 0 | 0 | 66 | 3 | 6 | 6 | 81 | 211 | -130 |
| 2021-2022 | 0 | 2 | -2 | 150 | 0 | 6 | 10 | 166 | 192 | -26 |
| 2022-2023 | 0 | 2 | -2 | 147 | 0 | 5 | 10 | 162 | 227 | -65 |
| 2023-2024 | 3 | 4 | -1 | 107 | 97 | 9 | 11 | 224 | 201 | 23 |
| Average | 1 | 2 | -1 | 122 | 21 | 6 | 10 | 160 | 214 | -54 |



Membership Composition June 2024 Cumulative



Gender Composition June 2024 Cumulative

